



**BERNAT® SOFTEE BABY
PARTY GIRL SET
(TO KNIT)**

SIZES

Chest Meas.	Dress Chest
6 mos 17 ins [43 cm]	20 ins [51 cm]
12 mos 19 ins [48 cm]	21 ins [53.5 cm]
18 mos 21 ins [53.5 cm]	22 ins [56 cm]
2 yrs 21½ ins [54.5 cm]	23 ins [58.5 cm]
3 yrs 22½ ins [57 cm]	24 ins [61 cm]

MATERIALS

Bernat® Softee Baby

(Solids 140 g/5 oz)

Sizes:

6 m (12 m-18 m - 2 yrs - 3 yrs)

Bolero

Main Color (MC):

(Pink) **1 (1-1-1-2) ball(s)**

Contrast A: (White) **1 (1-1-1-1) ball**

DRESS

Main Color (MC):

(Pink) **1 (1-2-2-3) ball(s)**

Contrast A: (White) **1 (1-1-1-1) ball**

Sizes 3.75 mm (U.S. 5) and 4 mm (U.S. 6) knitting needles **or size needed to obtain gauge.** Size 3.75 mm (U.S. 5) circular knitting needle 24 ins [61 cm] long. 3 st holders for Bolero and Dress. 3 buttons and size 4 mm (U.S. G or 6) crochet hook for button loops for Dress.

GAUGE

22 sts and 30 rows = 4 ins [10 cm] with larger needles in stocking st.

INSTRUCTIONS

The instructions are written for smallest size. If changes are necessary for larger sizes the instructions will be written thus ().

Bolero

Note: Garment is worked in one piece to armholes.

With MC and larger needles, cast on 92 (**96-100-108-122**) sts.

Next row: (RS). Knit.

Cast on 3 sts beg next 2 rows, then cast on 2 sts beg following 2 rows.

102 (**106-110-118-122**) sts.

Inc 1 st each end of needle on next

3 rows, then on following alt rows twice.

112 (**116-120-128-132**) sts.

Beg with purl row, proceed in stocking st for 0 (**0-2-6-12**) rows.

Proceed as follows:

1st row: (Dividing row). (RS).

K26 (**27-28-30-31**) for Right Front.

Turn. Leave rem sts on a spare needle.

2nd row: Purl.

Raglan and front shaping: 1st row:

(RS). K1. Sl1. K1. pssso. Knit to last 4 sts.

Sl1. K1. pssso. K2.

Work 3 rows even.

Rep last 4 rows 2 (**3-3-3-3**) times more.

20 (**19-20-22-23**) sts.

1st row: (RS). K1. Sl1. K1. pssso. Knit to last 4 sts. Sl1. K1. pssso. K2.

2nd row: Purl.

3rd row: Knit to last 4 sts. Sl1. K1. pssso. K2.

4th row: Purl.

Rep last 4 rows 3 (**3-3-4-4**) times more.

8 (**7-8-7-8**) sts.

1st row: (RS). Sl1. K1. pssso.

K4 (**3-4-3-4**). Sl1. K1. pssso.

6 (**5-6-5-6**) sts.

2nd row: Purl.

3rd row: K4 (**3-4-3-4**). Sl1. K1. pssso.

5 (**4-5-4-5**) sts.

4th row: Purl.

5th row: Sl1. K1. pssso. K1 (**0-1-0-1**).

Sl1. K1. pssso. 3 (**2-3-2-3**) sts.

6th row: Purl.

Sizes 6, 18 mos and 3 yrs only: 7th

row: K1. Sl1. K1. pssso.

8th row: Purl.

All Sizes: Next row: Sl1. K1. pssso.

Fasten off.

Back: With RS of work facing, join MC to rem sts. Cast off 4 sts.

K52 (**54-56-60-62**) (including st on needle after cast off). **Turn.** Leave rem sts on a spare needle.

Raglan shaping: 1st row: (RS). K2.

K2tog. Knit to last 4 sts. Sl1. K1. pssso.

K2.

Work 3 rows even

Rep last 4 rows 2 (**3-3-3-3**) times more.

46 (**46-48-52-54**) sts.

1st row: (RS). K2. K2tog. Knit to last

4 sts. Sl1. K1. pssso. K2.

2nd row: Purl.

Rep last 2 rows 11 (**10-11-12-13**) times

more. Leave rem 22 (**24-24-26-26**) sts on a st holder.

Left Front: With RS of work facing, join

MC to rem sts. Cast off 4 sts. Knit to end

of row. 26 (**27-28-30-31**) sts.

Next row: Purl

Raglan shaping: 1st row: (RS). K2.

K2tog. Knit to last 3 sts. K2tog. K1.

Work 3 rows even.

Rep last 4 rows 2 (**3-3-3-3**) times more.

20 (**19-20-22-23**) sts.

1st row: (RS). K2. K2tog. Knit to last

3 sts. K2tog. K1.

2nd row: Purl.

3rd row: K2. K2tog. Knit to end of row.

4th row: Purl.

Rep last 4 rows 3 (**3-3-4-4**) times more.

8 (**7-8-7-8**) sts

1st row: (RS). K2tog. K4 (3-4-3-4). K2tog. 6 (5-6-5-6) sts.

2nd row: Purl.

3rd row: K2tog. K4 (3-4-3-4). 5 (4-5-4-5) sts.

4th row: Purl.

5th row: K2tog. K1 (0-1-0-1). K2tog.

6th row: Purl.

Sizes 6, 18 mos and 3 yrs only:

7th row: K2tog. K1.

8th row: Purl.

All Sizes: Next row: K2tog. Fasten off.

SLEEVES

With larger needles and MC, cast on 36 (38-40-42-44) sts.

Proceed in Eyelet Pat as follows:

1st row: (RS). Knit.

2nd and alt rows: With MC, purl.

3rd and 4th rows: As 1st and 2nd rows.

5th row: With A, K1 (1-2-1-1). *yfwd. K3. Pass first st on right hand needle over next 2 sts. Rep from * to last 2 (1-2-2-1) st(s). K2 (1-2-2-1). Break A.

7th row: Knit.

9th row: K3 (4-5-6-1). *K2tog. yfwd. K8. Rep from * to last 3 (4-5-6-3) sts. K2tog. yfwd.

K1 (2-3-4-1).

11th row: K2 (3-4-5-0). *K2tog. yfwd. K1. yfwd. Sl1. K1. pssso. K5. Rep from * to last 4 (5-6-7-4) sts. K2tog. yfwd. K1. (yfwd. Sl1. K1. pssso) 0 (1-1-1-0) time. K1 (0-1-2-1).

13th row: Knit.

15th row: With A, as 5th row. Break A.

16th row: Purl.

With MC, cont in stocking st, inc 1 st each end of needle on next and every following 6th (8th-8th-10th-12th) row to 44 (46-48-50-52) sts.

Cont even until Sleeve from beg measures 6 (7½-8-9-10) ins [15 (19-20.5-23-24.5) cm], ending with RS facing for next row.

Raglan shaping: Cast off 2 sts beg next 2 rows. 40 (42-44-46-48) sts.

1st row: (RS). K2. Sl1. K1. pssso. Knit to last 4 sts. Sl1. K1. pssso. K2.

2nd row: Purl.

Rep last 2 rows to 4 sts. Slip rem sts on a st holder.

Edging: Sew raglan seams, leaving left back raglan open. With RS of work facing, MC and circular needle, K4 from left sleeve st holder, dec 1 st at center. Pick up and knit 34 (35-38-42-48) sts down Left Front, 13 sts along bottom shaping. Pick up and knit 92 (96-100-108-112) sts across bottom of Bolero to right front bottom shaping, 13 sts along right bottom shaping, 34 (35-38-42-48) sts up right front edge. K4 from right sleeve st holder, dec 1 st at center. K22 (24-24-26-26) from back st holder, dec 2 sts evenly across. 212 (220-230-248-264) sts. **Do not** join.

Working back and forth across needle, proceed as follows:

Next row: (WS). Knit.

Next row: (Picot edge). With A, cast off 2 sts. *Slip st back onto left hand needle, then cast on 2 sts. Cast off 4 sts. Rep from * to end of row. Fasten off.

Sleeve Edging: With RS of work facing, MC and smaller needles, pick up and knit 36 (38-40-42-44) sts across cast on edge of Sleeve.

Next row: (WS). Knit.

Next row: (Picot edge). With A, cast off 2 sts. *Slip st back onto left hand needle, then cast on 2 sts. Cast off 4 sts. Rep from * to end of row. Fasten off.

Dress

Note: Garment is worked in one piece to armholes.

SKIRT

With MC and smaller needles, cast on 129 (138-141-147-156) sts.

Proceed in Eyelet Pat as follows:

1st row: (RS). Knit.

2nd and alt rows: With MC, purl.

3rd row: As 1st row.

5th row: With A, K2. *yfwd. K3. Pass first st on right hand needle over next 2 sts. Rep from * to last st. K1. Break A.

7th row: Knit.

9th row: K4 (4-5-3-3). *K2tog. yfwd. K8. Rep from * to last 5 (4-6-4-3) sts. K2tog. yfwd. K3 (2-4-2-1).

11th row: K3 (3-4-2-2). *K2tog. yfwd. K1. yfwd. Sl1. K1. pssso. K5. Rep from * to last 6 (5-7-5-4) sts. K2tog. yfwd. K1. (yfwd. Sl1. K1. pssso) 1 (1-1-1-0) time. K1 (0-2-0-1).

13th row: Knit.

15th row: With A, as 5th row. Break A.

17th row: Knit.

19th row: K9 (9-10-8-8). *K2tog. yfwd. K8. Rep from * to last 10 (9-11-9-8) sts. K2tog. yfwd. K8 (7-9-7-6).

21st row: K8 (8-9-7-7). *K2tog. yfwd. K1. yfwd. Sl1. K1. pssso. K5. Rep from * to last 11 (10-12-10-9) sts. K2tog. yfwd. K1. yfwd. Sl1. K1. pssso. K6 (5-7-5-4).

22nd row: Purl.

Rows 3 to 22 form Eyelet Pat.

Cont in Eyelet Pat until work from beg measures approx 7½ (8-9-10½-11) ins [19 (20.5-23-26.5-28) cm], ending with 4th or 14th row of pat.

Next row: (RS). (Decrease row).

K8 (10-3-2-8). K2tog.

*[K3 (3-5-5-4). K2tog] 22 (23-19-20-23) times. K9 (11-3-3-8).

106 (114-121-126-132) sts.

Next row: Purl.

Next row: With A, K1 (3-2-3-3). *yfwd. K3. Pass first st on right hand needle over next 2 sts. Rep from * to last 0 (3-2-3-3) sts. K0 (3-2-3-3). Break A.

Next row: Purl.

Bodice: Beg with a knit row, work even in stocking st for 2 (2½-3-3½-4½) ins [5 (6-7.5-9-11.5) cm], ending with WS facing for next row.

1st row: (Dividing row).

P24 (26-28-29-31) for Right Back.

Turn. Leave rem sts on a st holder.

2nd row: K2togtbl. Knit to end of row.

3rd row: Purl.

Rep last 2 rows twice more.

21 (23-25-26-28) sts.

Cont even until armhole measures 4½ (5-5-5½-5½) ins [11.5 (12.5-12.5-14-14) cm], ending with RS facing for next row.

Shoulder shaping: Cast off

11 (12-14-14-15) sts. Slip rem

10 (11-11-12-13) sts on a st holder.

Front: With WS of work facing, join MC to rem sts. Cast off 4 sts. P50 (54-57-60-62) (including st on needle after cast off). **Turn.** Leave rem sts on a spare needle.

Next row: K2togtbl. Knit to last 2 sts. K2tog.

Next row: Purl.

Rep last 2 rows twice more.

44 (48-51-54-56) sts.

Cont even until armhole measures 1½ (2-2-2½-2½) ins [4 (5-5-6-6) cm], ending with RS facing for next row.

Neck shaping: Next row: K15 (16-17-18-19) (neck edge). **Turn.** Leave rem sts on a spare needle.

Dec 1 st at neck edge on next 2 rows, then on every following alt row 2 (2-1-2-2) time(s).

11 (12-14-14-15) sts.

Cont even until armhole measures

4½ (5-5-5½-5½) ins

[11.5 (12.5-12.5-14-14) cm], ending with RS facing for next row. Cast off.

With RS of work facing, slip next

14 (16-17-18-18) sts on a st holder.

Rejoin yarn to rem sts and knit to end of row.

Dec 1 st at neck edge on next 2 rows, then on every following alt row

2 (2-1-2-2) time(s). 11 (12-14-14-15) sts.

Cont even until armhole measures

4½ (5-5-5½-5½) ins [11.5 (12.5-12.5-14-14) cm], ending with WS facing for next row. Cast off.

Left Back: With WS of work facing, join MC to rem sts. Cast off 4 sts. Purl to end of row. 24 (26-28-29-31) sts.

Next row: Knit to last 2 sts. K2tog.

Next row: Purl.

Rep last 2 rows twice more.

21 (23-25-26-28) sts.

Cont even until armhole measures

4½ (5-5-5½-5½) ins

[11.5 (12.5-12.5-14-14) cm], ending with WS facing for next row.

Shoulder shaping: Cast off 11 (12-14-14-15) sts. Slip rem 10 (11-11-12-13) sts on a st holder.

Armbands: With RS of work facing, MC and smaller needles, pick up and knit 54 (58-62-64-68) sts along armhole edge.

Next row: (WS). Knit.

Next row: (Picot edge). With A, cast off 2 sts. *Slip st back onto left hand needle, then cast on 2 sts. Cast off 4 sts. Rep from * to end of row. Fasten off.

Neckband: Sew shoulder seams. With RS of work facing, MC and smaller needles, K10 (11-11-12-13) from left back st holder. Pick up and knit 21 sts down left front neck edge.

K14 (16-17-18-18) from front st holder, dec 2 (2-1-2-2) st(s) evenly across. Pick up and knit 21 sts up right front neck edge. K10 (11-11-12-13) from right back st holder. 74 (78-80-82-84) sts.

Next row: (WS). Knit.

Next row: (Picot edge). With A, cast off 2 sts. *Slip st back onto left hand needle, then cast on 2 sts. Cast off 4 sts. Rep from * to end of row. Fasten off.

Bottom Edge: With RS of work facing, MC and smaller needles, pick up and knit 135 (137-141-147-157) sts along bottom edge.

Next row: (WS). K1. *P1. K1. Rep from * to end of row.

This row forms seed st pat.

Work 2 more rows in seed st pat.

With A, work 2 rows in seed st pat, dec 1 st at center of last row.

134 (136-140-146-156) sts.

Next row: (Picot edge). With A, cast off 2 sts. *Slip st back onto left hand needle, then cast on 2 sts. Cast off 4 sts. Rep from * to end of row. Fasten off.

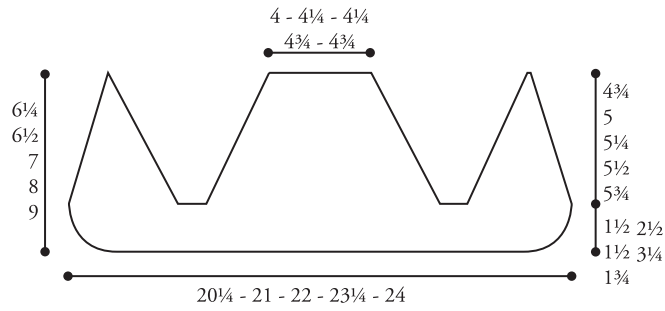
Place marker 3 ins [7.5 cm] down from top edge along back seam.

With RS of work facing, smaller needles and MC, pick up and knit 16 sts down Right Back between top edge and marker.

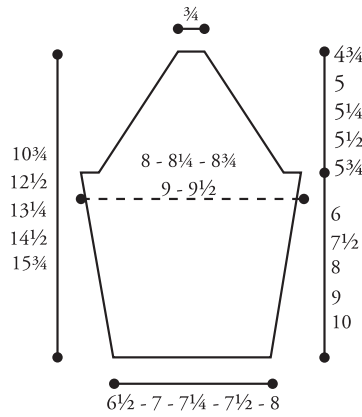
Knit 2 rows. Cast off knitways (WS). Sew back seam from marker to lower edge.

Button loops: With MC and crochet hook, make 3 chain button loops evenly spaced on right back opening edge. Sew buttons to correspond to button loops.

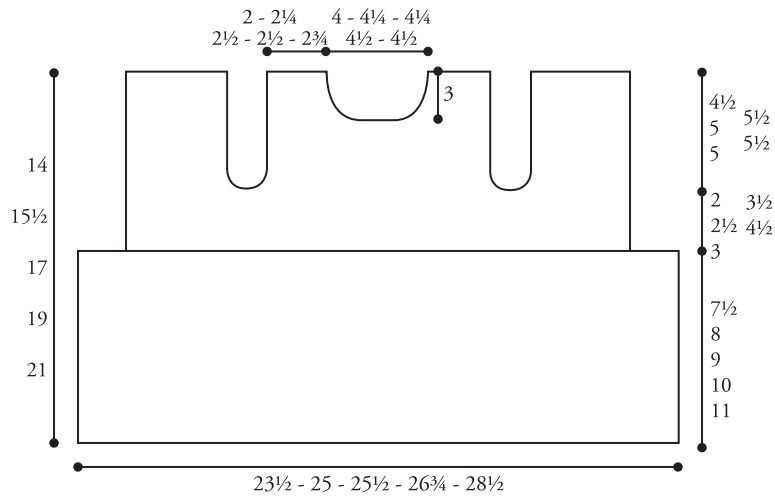
Bolero Body



Bolero Sleeve



Dress



ABBREVIATIONS

www.bernat.com/glossary



P.O. Box 40, Listowel ON N4W 3H3
 "home style... life style... your style."