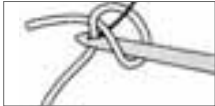
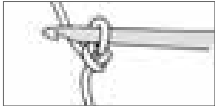


# Learn to Crochet Instructions

## Slip Knot



1. Make a loop, then hook another loop through it.

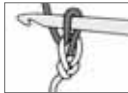


2. Tighten gently and slide the knot up to the hook.

## Chain Stitch (ch)



1. Yarn over hook (yoh) and draw the yarn through to form a new loop without tightening up the previous one.



2. Repeat to form as many chains (ch) as required. Do not count the slip knot as a stitch.

## Single Crochet (sc)



1. Insert the hook into the work (2nd chain (ch) from hook on starting chain), \*yarn over hook (yoh) and draw yarn through the work only.

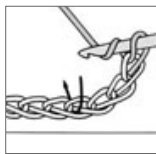


2. Yarn over hook (yoh) again and draw the yarn through both loops on the hook.

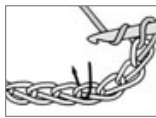


3. 1 single crochet (sc) made. Insert hook into next chain: repeat (rep) from \* in step 1.

## Double Crochet (dc)




1. Yarn over hook (yoh) and insert the hook into the work (4th chain from hook on starting chain).




2. Yarn over hook (yoh) and draw through the work only.



3. Yarn over hook (yoh) and draw through the first two loops only.

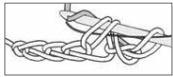


4. Yarn over hook (yoh) and draw through the last two loops on the hook.

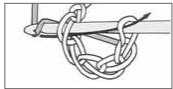


5. 1 dc made. Yarn over hook (yoh), insert hook into next stitch (st), repeat (rep) from step 2.

## Slip Stitch (sl st)



1. Insert hook into work (2nd chain (ch) from hook), yarn over hook (yoh) and draw the yarn through both the work and loop on hook in one movement.

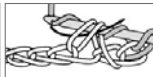


2. To join a chain ring with a slip stitch (sl st), insert hook into first chain (ch), yarn over hook (yoh) and draw through both the work and the yarn on hook in one movement.

## Half Double Crochet (hdc)



1. Yarn over hook (yoh) and insert the hook into the work (3rd chain (ch) from hook on starting chain).



2. Yarn over hook (yoh) and draw through the work only.



3. Yarn over hook (yoh) again and draw through all 3 loops on the hook.



4. 1 hdc made. Yarn over hook (yoh), insert hook into next stitch (st); repeat (rep) from step 2.

[www.bernat.com](http://www.bernat.com)



P.O. Box 40 Listowel ON N4W 3H3

home style ...life style... your style.



0 57355 28215 5

Crafts.

Discover life's little pleasures.

[www.craftplace.org](http://www.craftplace.org)